

# FAST BEAM



**NEXT GENERATION  
ACCESS SOLUTIONS**

---

# FAST BEAM

## **ABOUT FAST BEAM**

---

At Fast Beam, we pride ourselves on being pioneers in providing cutting-edge civil and construction engineering solutions with expertise spanning over 20 countries, we specialise in serving industries like Oil & Gas, Renewables, Rail, and more. Our mission is to empower clients with strategic, innovative access solutions to meet the most demanding project needs.





## What is **FAST BEAM?**

---

Fast Beam is an innovative, lightweight scaffolding access solution designed for efficient and safe bridge maintenance, construction, and infrastructure projects. Its adjustable features allow flexible configurations to meet unique project requirements.

## Where Can **FAST BEAM BE USED?**

- ◆ **Deck Types:** Ideal for concrete and steel decks, regardless of length.
- ◆ **Structures:** Bridges, viaducts, jetties, docks, dams, parking structures, and more.
- ◆ **Applications:** Parapet repairs, formwork, rebar work, hydrodemolition, and grounding.
- ◆ **Unique Needs:** Perfect for curved, damaged, or ecologically sensitive sites.

## WHY CHOOSE **FAST BEAM FOR YOUR PROJECTS?**

---

### **Accelerated Installation for Swift Results**

Fast Beam reduces installation time significantly compared to traditional scaffolding, enabling projects to start faster and finish sooner.

### **Cost-Efficiency at Its Best**

Save on equipment and labour costs with our streamlined system. Fast Beam minimizes overheads while delivering top-tier performance.

### **Safety Above All Else**

By eliminating heavy lifting equipment like cranes during setup, Fast Beam prioritizes worker safety and reduces potential hazards.

### **Versatile & Adaptable**

Its modular, adaptable design fits diverse bridge geometries, providing seamless access to hard-to-reach areas.

### **Minimal Disruption, Maximum Productivity**

Fast Beam helps reduce working days by up to 20 days on a 50-meter bridge project, allowing bridges to reopen faster.

## CONVENTIONAL METHOD



PLANNING

PREPARATIONS

BUILDING / INSTALLATION



FORMWORK

DISMANTLING



ERGONOMIC  
& SAFE  
DESIGN

ECOLOGICAL

## FASTBEAM METHOD



PLAN

PREPARE & INSTALL

FORMWORK

REMOVE

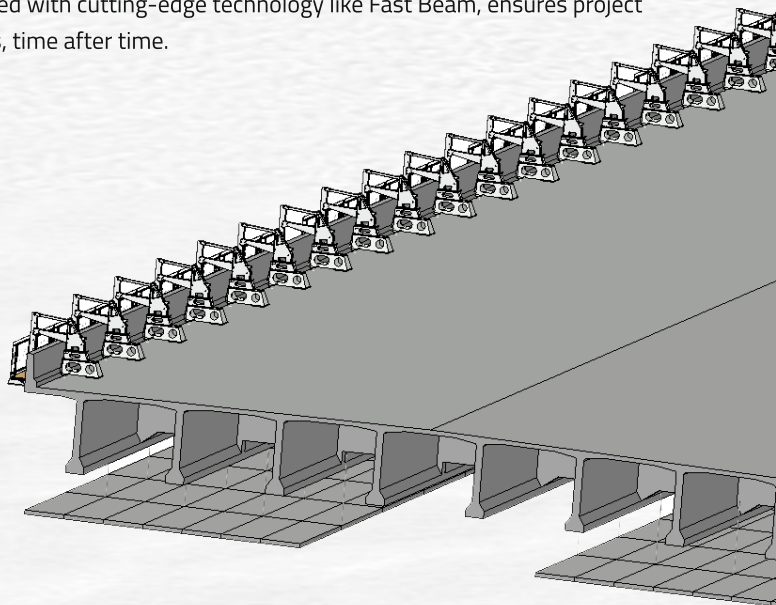


# **FAST**ACCESS

## **OUR COMMITMENT**

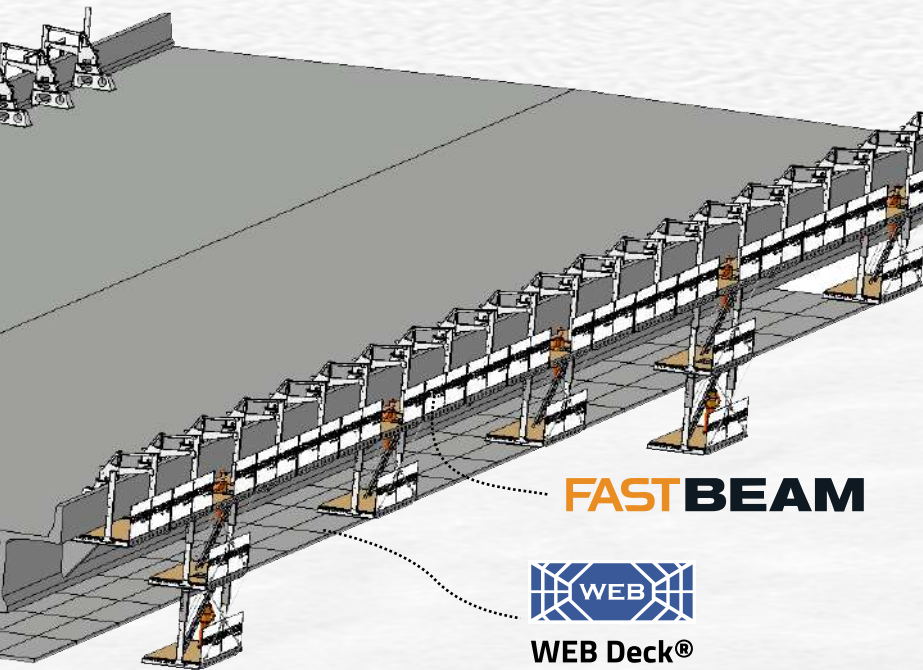
---

Fast-Access is dedicated to forming strategic partnerships with clients, delivering innovative, safe, and cost-effective solutions. Our expertise, combined with cutting-edge technology like Fast Beam, ensures project success, time after time.



**PARTNER WITH FAST BEAM FOR  
ENGINEERING EXCELLENCE**

---



**FAST BEAM**



**WEB Deck®**



# BEYOND FAST BEAM

---

## WE ALSO OFFER:

- ◆ **Hybrid Access Solutions:** Combining Fast Beam™ and WEB Deck® for unparalleled flexibility.
- ◆ **Engineering Design Services:** Tailored solutions for temporary works.
- ◆ **Training & Installation Support:** Ensuring you get the most out of our systems.






READY TO ELEVATE YOUR  
**PROJECTS?**


---

**UNITED SUSPENDED PLATFORMS**

**DISTRIBUTOR  
PARTNER**



 [tom@us-platforms.com](mailto:tom@us-platforms.com)  [www.us-platforms.com](http://www.us-platforms.com)  +1 (281) 804-4223

 2038 County Road 3250 Paradise, TX 76073-2514, USA